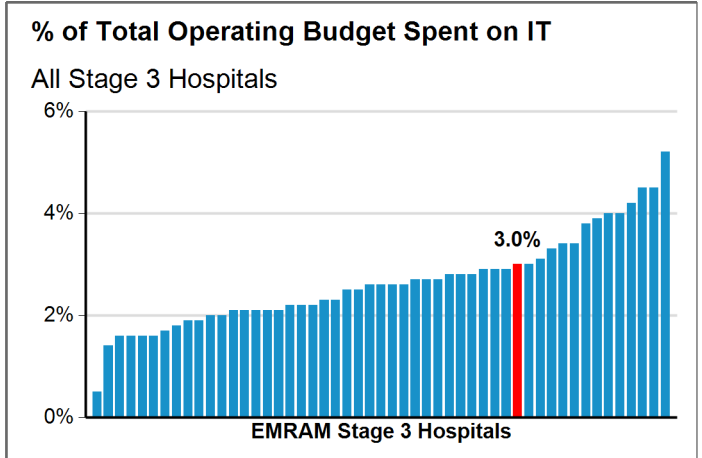
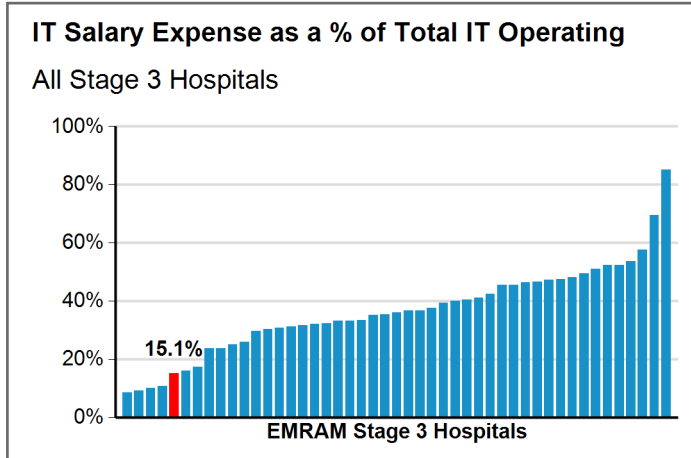
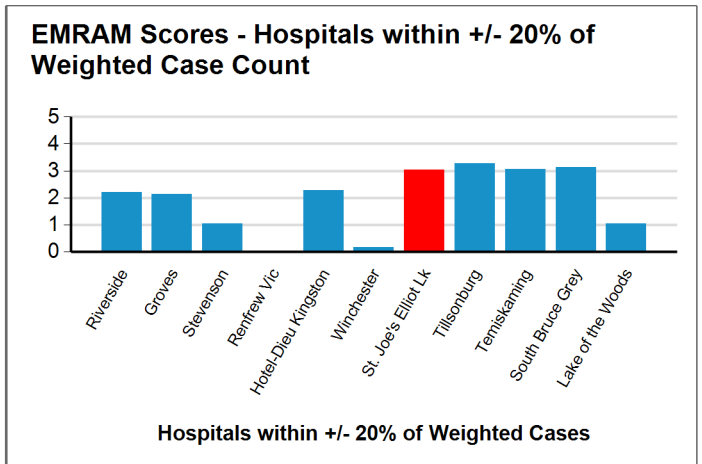
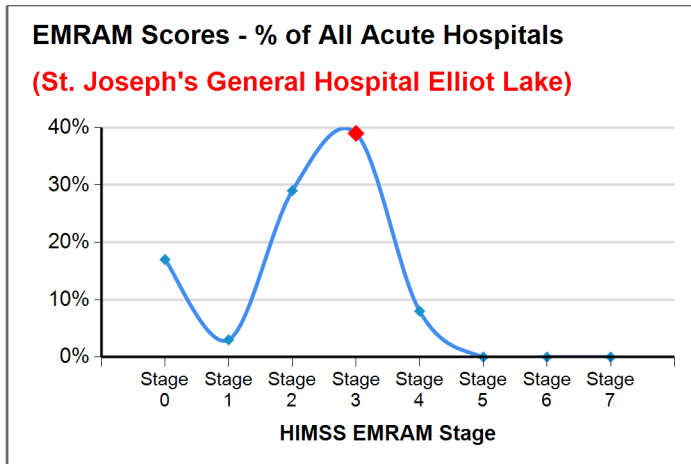


St. Joseph's General Hospital Elliot Lake's HIMSS Analytics EMRAM Adoption Model (EMRAM) Score (Q4, 2010) <small>What is EMRAM? Click here for more information.</small>	3.0480 (Stage 3)
Average EMRAM score for all acute Ontario hospitals	2.3685
Average EMRAM score for your peer group (Small)	1.7882
Average EMRAM score of Hospitals within +/- 20% of your hospital's weighted case count	1.9405
Average EMRAM score of Hospitals in your LHIN (North East)	1.6821

Status of Selected Technologies and Applications	Stage 1					Stage 2			Stage 3	
	ADT	DI/PACS	Lab Info System	Pharmacy Info System	Radiology Info System	Clinical Data Repository	Drug Info System	EPR	Nursing Documentation	Order Entry (non-physician)
St. Joe's Elliot Lk	●	●	●	●	●	●	●	●	●	●
% of Acute hospitals that are "Live and Operational"	91%	95%	91%	81%	95%	85%	66%	63%	48%	76%

Stage 4				Stage 5				Stage 6				Stage 7		
EDIS	Provider Registry	CPOE	Document Mgmt	EMAR	Medication Admin Bar Coding	Patient Bar Coding	Pharmacy Bar Coding	All 8 DI/PACS Modules	Closed Loop Medication	Physician Documentation	Consumer Portal	eReferral System	Provider Portal	Fully Paperless
●	●	●	●	●	●	●	●	●	●	●	●	●	●	●
48%	40%	16%	43%	19%	6%	32%	23%	21%	4%	16%	14%	16%	32%	0%

● Live and Operational ● Installation in Progress ● Contracted/Not Yet Installed ● Not Automated ● Not Applicable ● Not Yet Reported



All data taken from the Ontario Hospital Association's eHealth Technologies & Applications Viewer, available by secure sign-on at www.oha.com. EMRAM scores calculated by HIMSS Analytics database, Q4, 2010 and are proprietary & confidential to HIMSS Analytics. All Financial & Staffing data is from MIS 2008-2009.